

Features

1.

IP67

Using ceramic brazing technology, the contact part is filled with mainly hydrogen gas to effectively prevent contact oxidation and burnout. The contact resistance is low and stable, and the contact part can meet the IP67 protection grade.

2. 400A 85

400A 85°C long time current carrying capacity.

3.

100M 1000VDC

3kV;

V\ g\ kpuwnch kc p\ tgukuh cpeg\ tgce\ gu\ 3220\ fl 3.222J 8 E+. cpX\ dgh k ggp\ h \ g\ ec ph ceh\ cpX\ h \ g\ ec kn\ ku\ 5mJ O

4.

IEC 60664-1 GB/T14048.1 GB/T14048.4

Compliant with IEC 60664-1, GB/T140464-mp13 -7.T624057004B00505 13 1.049025002630241015

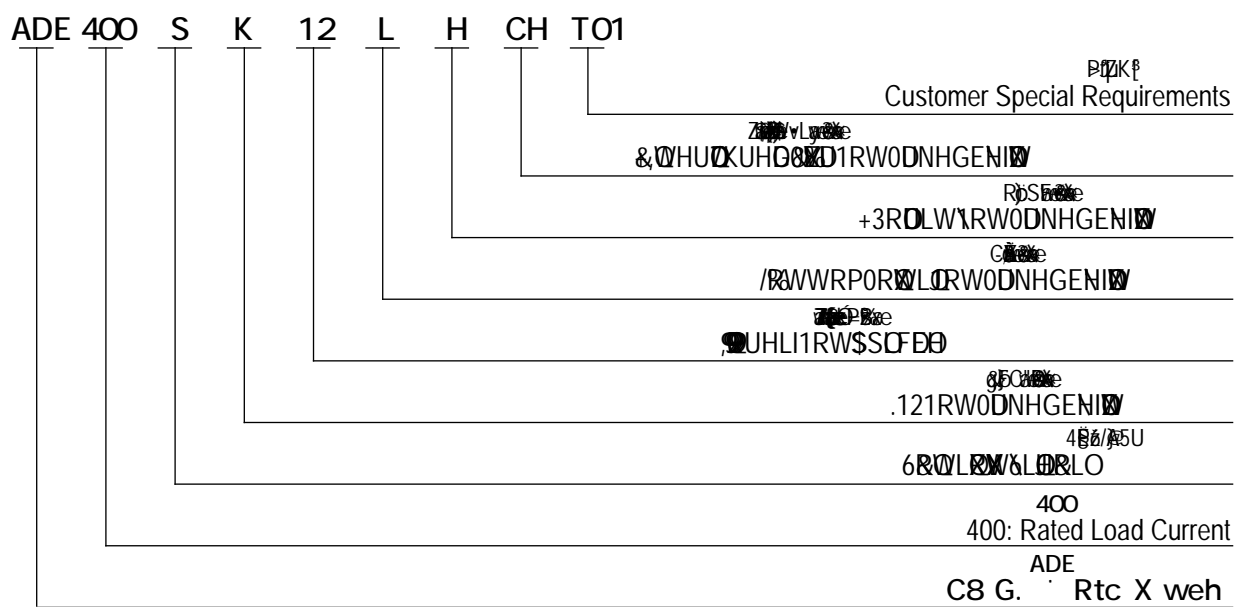
Main Contact Specification

Performance Parameter (at 23)

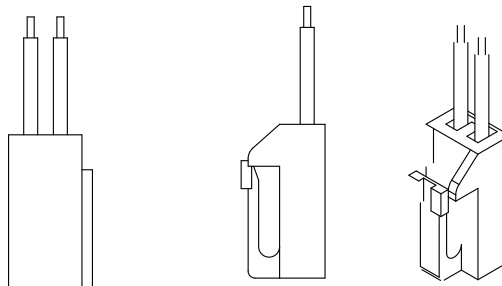
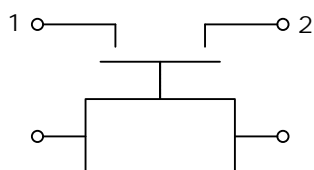
Contact Arrangement	1K (1NO)
	0.5m (at 400A)
	750VDC
	2500A (320VDC) 1 (Ops)
	6,000 (Ops) (450VDC, 300A)
	1,000 (Ops) (750VDC, 300A)
	200,000 (Ops)
	450A, 60min
	600A, 20min
	1,200A, 30S
	3,000A, 0.6S

5ms
10ms
3,000VDC 1min
2,500VDC 1min
100M 1min
50M 1min
50g

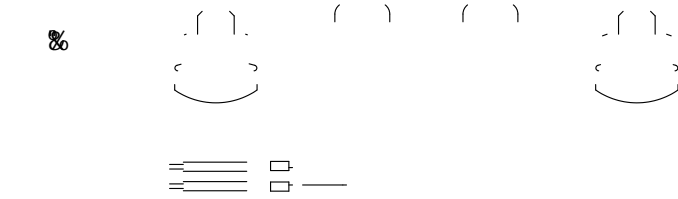
Model Coding



Wiring Diagram



Outline Installation Dimension Drawing



un~~7~~5U~~0~~%
7HUPL~~0~~L~~0~~
un~~7~~5U7
7HUPL~~0~~L~~0~~

~~0~~Y~~0~~ae
/R02W~~0~~SW~~0~~R0FWHG
WR3RWLYH3R0

~~0~~Y~~0~~ae
/R02W~~0~~SW~~0~~R0FWHG
WR1HWLYH3R0

M6x8 Internal Thread

un~~7~~5U~~0~~%
7HUPL~~0~~L~~0~~
un~~7~~5U7
7HUPL~~0~~L~~0~~

~~0~~Y~~0~~ae
/R02W~~0~~SW~~0~~R0FWHG
WR3RWLYH3R0

~~0~~Y~~0~~ae
/R02W~~0~~SW~~0~~R0FWHG
WR1HWLYH3R0

Usage Cautions

1.

Product specifications and parameters may be changed due to product improvement etc., they may be inconsistent because of not updated in time. For the specific parameters and performance of each product, please refer to the product manual.

2.

Regarding the application of this product, please select the matching product according to your specific use conditions and obtain more technical support.

3.

When installing and using this product, regardless of wiring or fixed installation, it is required to use anti-loose spring washers.

4.

The torque for installing fasteners should be within the standard range required by this specification. It may cause the unstable installation or damaging the product if the torque is lower than the minimum torque or higher than the maximum torque.

5.

It is recommended to use it with a cooling fan.

6.

30cm

It is recommended to use it with a cooling fan.

7.

It is forbidden to use the product in an environment with oil pollution, especially before wiring, it will seriously affect the main terminals conductivity if they are polluted by oil pollution, and affect the product life.

8.

It is forbidden to use the product beyond the rated electrical life. When the rated electrical life is reached, although the product can continue to work, there is a risk of failure, explosion, and burning because of non-breaking.

9.

This product cannot be used as a protector, and the circuit must be connected with a protector in series when using.

10.

With inductive load or capacitive load, it is recommended that the circuit should be connected in parallel with a surge protection device.

11.

After continuous work, restarting immediately after disconnection will affect the pull-in voltage because the product is in a hot state, and the pull-in voltage will increase, which is a reasonable phenomenon.

12.

It is strictly prohibited to wiring when power on.