

**Features**

1. 125A ;
2. ;

## ASW125M ASW125M Coil Parameter

12V	20% -80% Us	20% -80% Us	2A	15 30W
24V	20% -80% Us	20% -80% Us	1A	15 30W
36V	20% -80% Us	20% -80% Us	0.75A	15 30W
48V	20% -80% Us	20% -80% Us	0.7A	15 30W
60V	20% -80% Us	20% -80% Us	0.5A	15 30W
72V	20% -80% Us	20% -80% Us	0.4A	15 30W

## Model Coding

ASW125 M K 12 P CP H FS T01

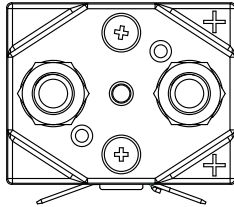
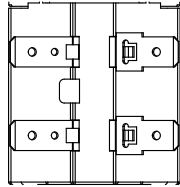
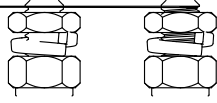
FS  
H ,N  
CP 0.8x6.3 ( )  
P ,L  
12V,24V,36V,48V,60V,72V( )  
1K:  
M  
125  
ASW:

## Wiring Diagram

A1,A2  
1,2 12-72V

# Outline Installation Dimension Drawing

ASW125M( )  
ASW125M (Without Bracket)

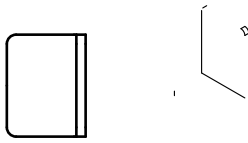
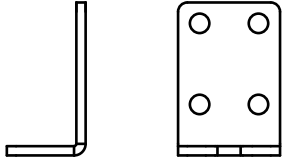


2-M8  
8-10N.m  
T=0.8x6.3

ASW125MFS( )  
ASW125MFS (Without Bracket)

2-M8  
8-10N.m  
T=0.8x6.3

# Outline Installation Dimension Drawing



## Usage Cautions

1.

2.

3.

4.

5.

6. 30cm

7.

8.

9.

10.

11.

12.

13.

14.