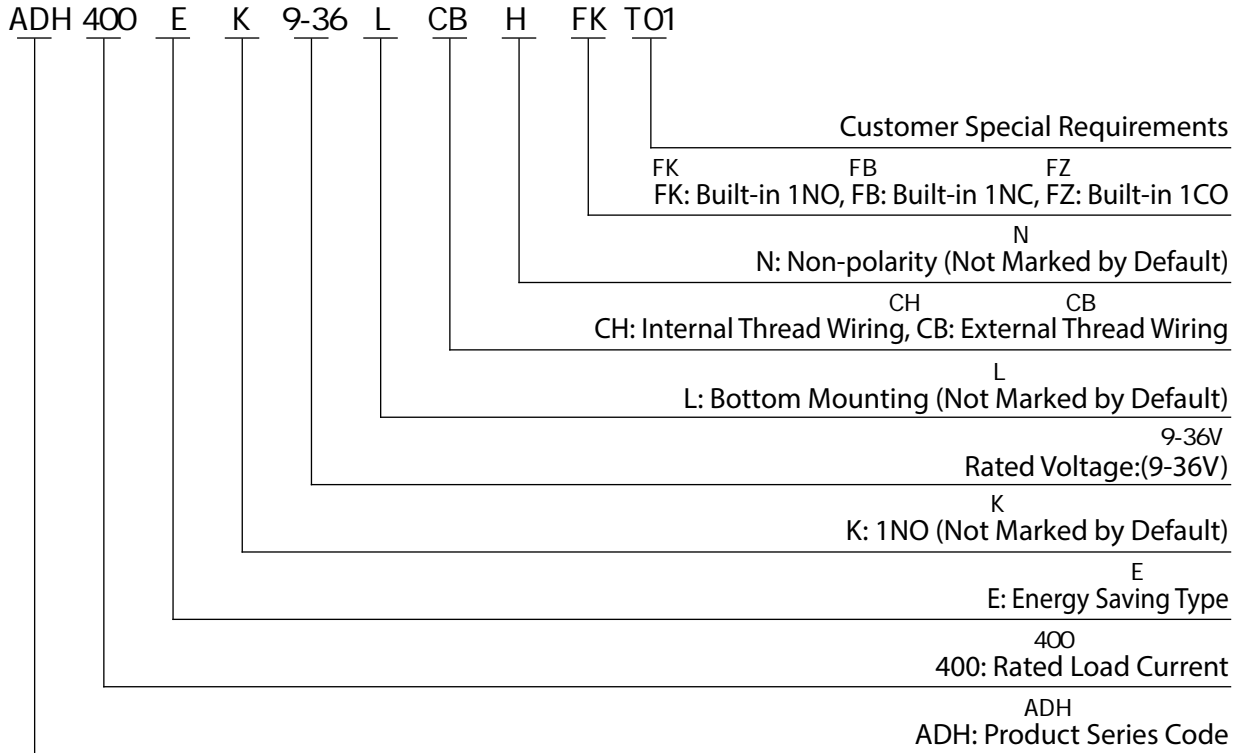


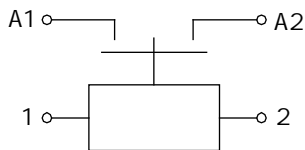
ADH400E ADH400E Coil Parameter

Coil Voltage	Pickup Voltage VDC	Dropout Voltage VDC	Coil Resistance	Starting Power	Holding Power
9-36V	9-36V	5-7V	1.8 ± 10%	3A	5W± 20%

Model Coding



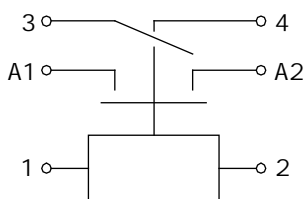
Wiring Diagram



Wiring Diagram without Auxiliary Contact

A1 A2
 3 4
 1 2

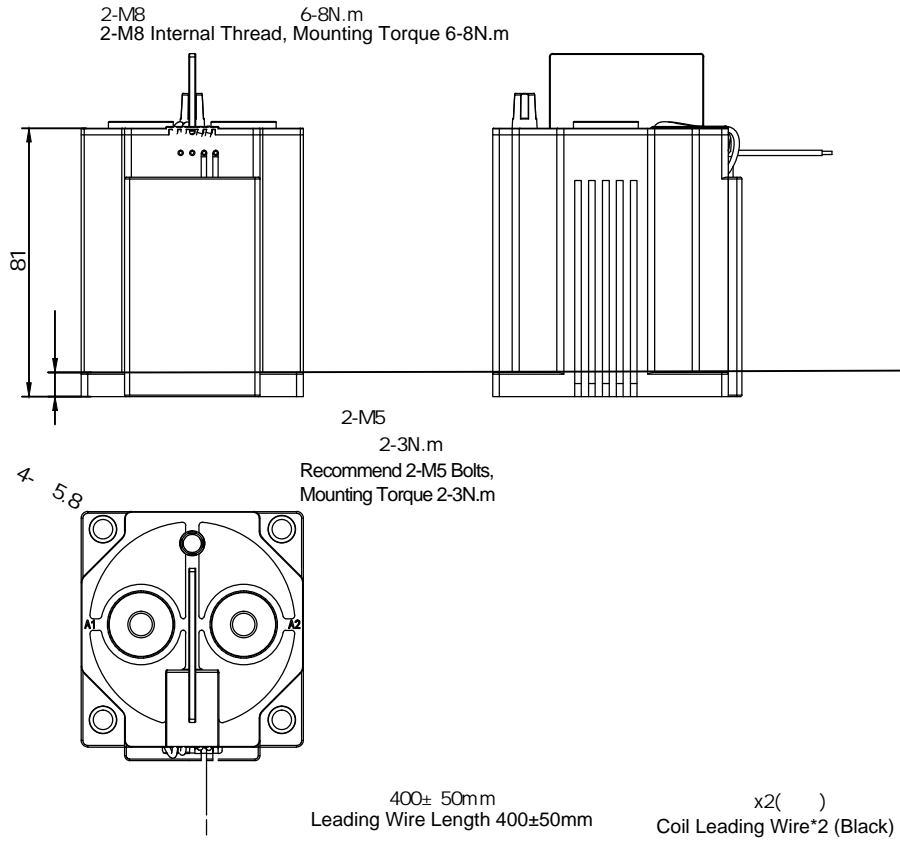
Note: A1&A2 main terminals with non-polarity,
 3&4 auxiliary contact terminals,
 1&2 Circuit diagram.



Wiring Diagram with 1NO Auxiliary Contact

Outline Installation Dimension Drawing


M8 M8 Internal Thread Without Auxiliary Switch



M8 M8 Internal Thread With Auxiliary Switch

2-M8
2-M8 Internal Thread, Mounting Torque 6-8N.m

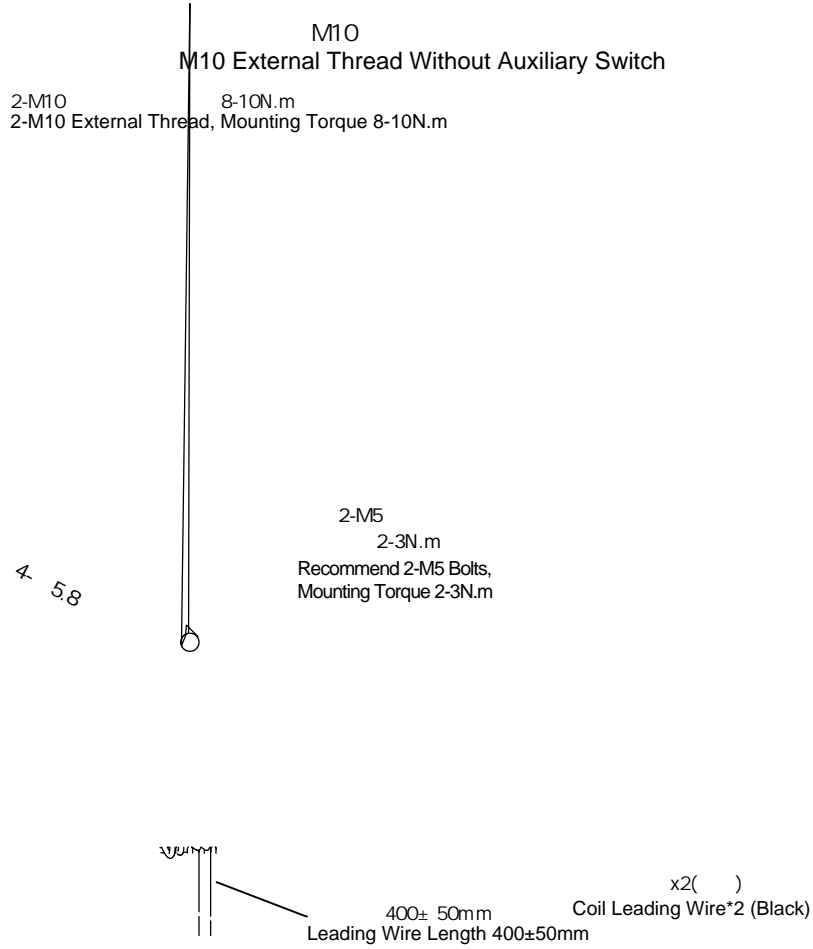
6-8N.m



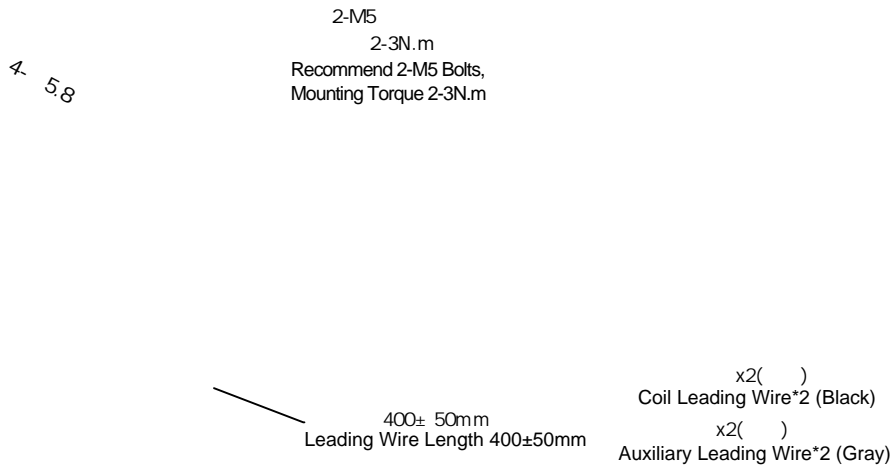
x2()
Coil Leading Wire*2 (Black)

x2()
Auxiliary Leading Wire*2 (Gray)

Outline Installation Dimension Drawing



M10 External Thread With Auxiliary Switch



Usage Cautions

1.

Regarding the application of this product, please select the matching product according to your specific use conditions and environmental requirements when selecting the product. If the requirements are not clearly specified, please contact AOKAI to obtain more technical support.

2.

When installing and using this product, regardless of wiring or fixed installation, it is required to use anti-loose spring washers.

3.

The torque for installing fasteners should be within the standard range required by this specification. It may cause the unstable installation or damaging the product if the torque is lower than the minimum torque or higher than the maximum torque.

4.

Do not install the contactor in places with strong magnetic fields (such as transformers or strong magnets), or close to objects with thermal radiation. It is recommended to use it with a cooling fan.

5.

It is forbidden to use the product in an environment with oil pollution, especially before wiring, it will seriously affect the main terminals conductivity if they are polluted by oil pollution, and affect the product life.

6.

It is forbidden to use the product beyond the rated electrical life. When the rated electrical life is reached, although the product can continue to work, there is a risk of failure, explosion, and burning because of

7.

48V

H

"

When the main circuit voltage is $\geq 48V$, if the H suffix appears on the product label, it means that the main circuit wiring has the current direction, and the "+" terminal or the terminal with red paint must be connected to the positive pole of the power supply (battery).

8.

This product cannot be used as a protector, and the circuit must be connected with a protector in series when using.

9.

AOKAI only does the resistive electrical life verification and quality assurance. When the product is used in an environment with inductive load or capacitive load, it is recommended that the circuit should be connected in parallel with a surge protection device.

10.

After continuous work, restart immediately after disconnection, the pickup voltage will be affected due to the heating state of the product, and it is reasonable that the pickup voltage will increase.

11.

It is strictly prohibited to wiring when power on.

12.

30cm

In principle, please do not use the contactor when it has dropped (height $\geq 30cm$).

13.

AOKAI reserves the right to change the product. Customers should confirm the content of this specification before the first order, and can ask our company to provide a new specification if necessary.